


# Write About It!

After completing several observations of the weather station, what can you say about the climate in our area?



Your name:

---

Name of Weather Team:

---

Team Symbol:

Draw weather station site:

Description of site location:

---

---

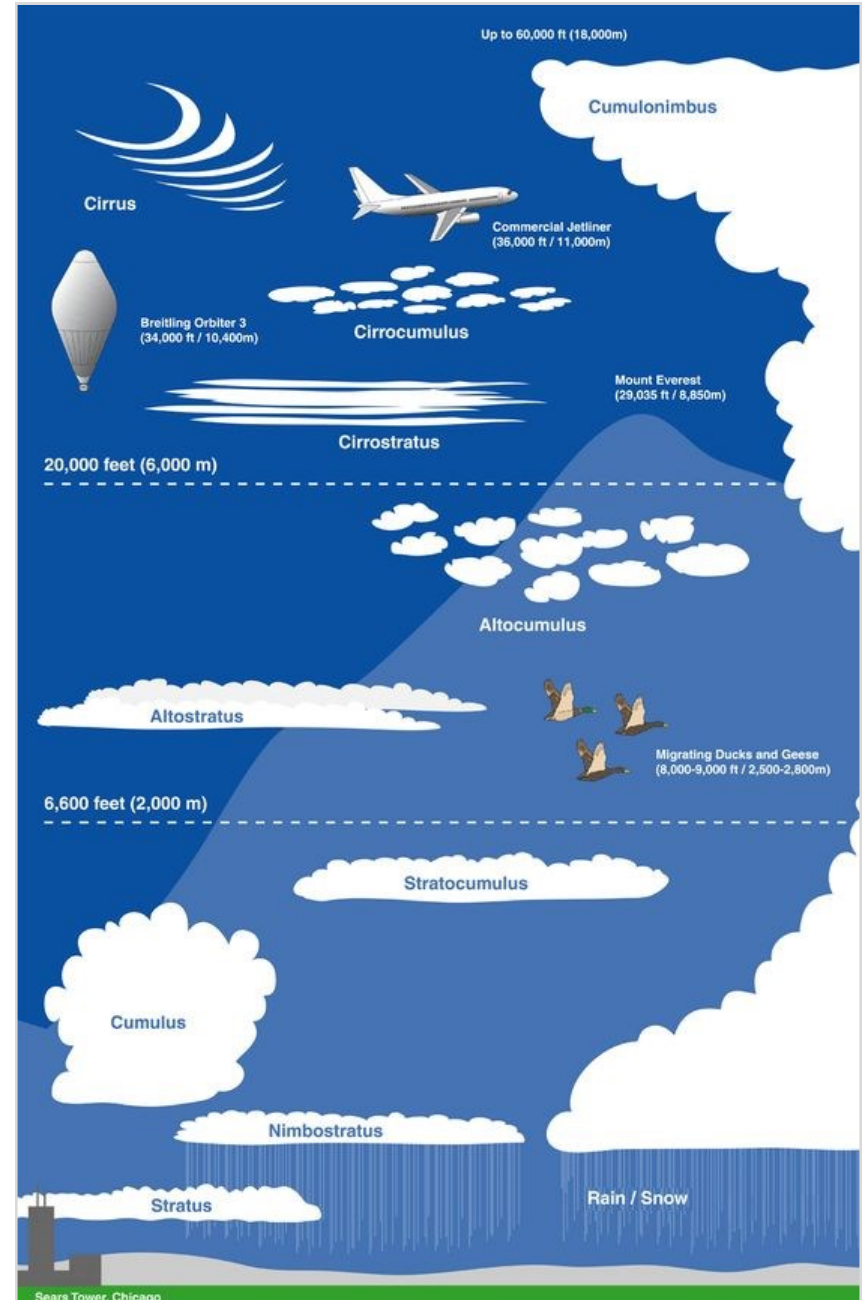
---

# Weather Report

Record your data in the table below.

Visit Number	Date	Time	Temperature (F)	Precipitation	
1					
2					
3					
4					
5					
6					
7					
8					
9					
10					
11					
12					
13					
14					

## Types of Clouds

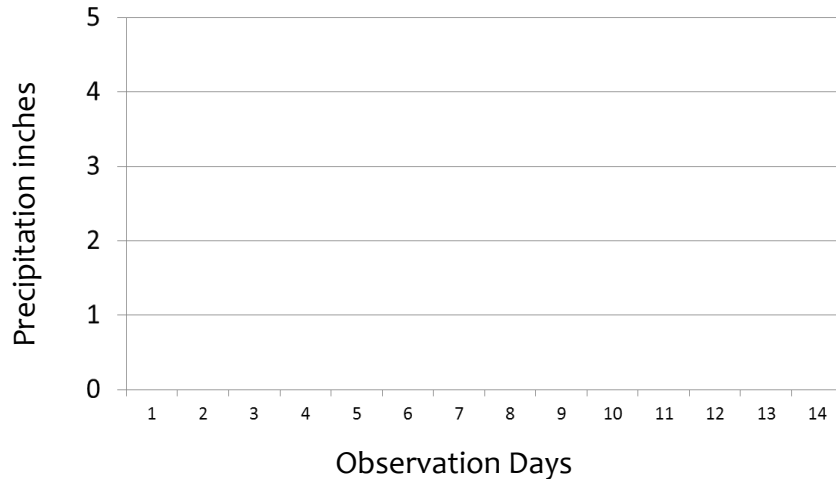


Courtesy of NASA



# Graphs and Analysis

Measuring Precipitation

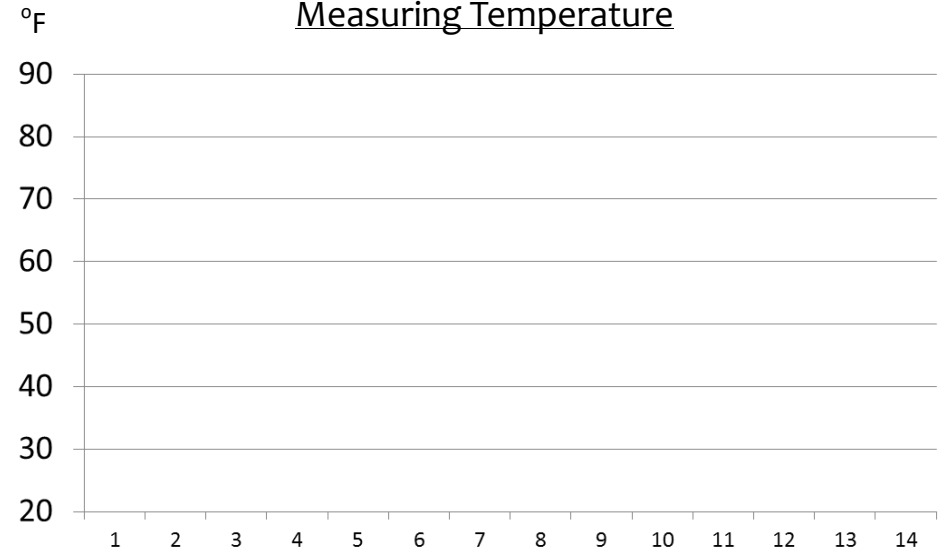


**Questions:**

1. What day had the highest amount of precipitation?  
\_\_\_\_\_
2. What day had the lowest amount of precipitation?  
\_\_\_\_\_
3. What would you predict to occur if you added another observation day to your data?  
\_\_\_\_\_  
\_\_\_\_\_
4. Would your data change if you measured it at a different time of the day? Why or why not?  
\_\_\_\_\_  
\_\_\_\_\_

# Graphs and Analysis

Measuring Temperature



**Questions:**

1. What day had the highest temperature?  
\_\_\_\_\_
2. What day had the lowest temperature? \_\_\_\_\_
3. What would you predict to occur if you added another observation day to your data?  
\_\_\_\_\_  
\_\_\_\_\_
4. Would your data change if you measured it at a different time of the day? Why or why not?  
\_\_\_\_\_  
\_\_\_\_\_